

VINEYARD DIAGNOSTIC SENSOR

YOUR VINES ANALYZED IN THE BLINK OF AN EYE

DESIGN YOUR WINE



vivelys

WINE BY DESIGN

VINEYARD DIAGNOSTIC SENSOR



SENSOR

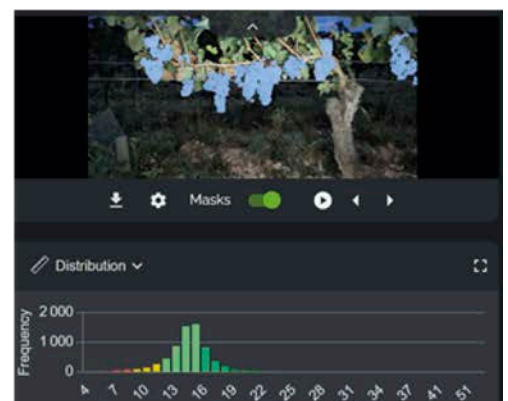
A cutting-edge tool capable of accurately counting clusters, vines, grapes, branches and leaves throughout your vineyard

Yield estimation tool

Mapping vineyard plots

Precise observation of vineyard evolution throughout the season

The vineyard diagnostic sensor is an on-board camera that analyzes the plant up close. It's easy to install and allows you to assess the health and yield of each plant, on any scale and continuously, to better help you manage your wine production



The benefits are many:

Save time and seasonal labor

Photos can be taken every time you pass through the vineyard.

Sensor installation is quick and easy, and adapts to any type of vehicle.

Increase the accuracy and reliability of your results

Once the vines are scanned by the camera, the images are transferred to the cloud.

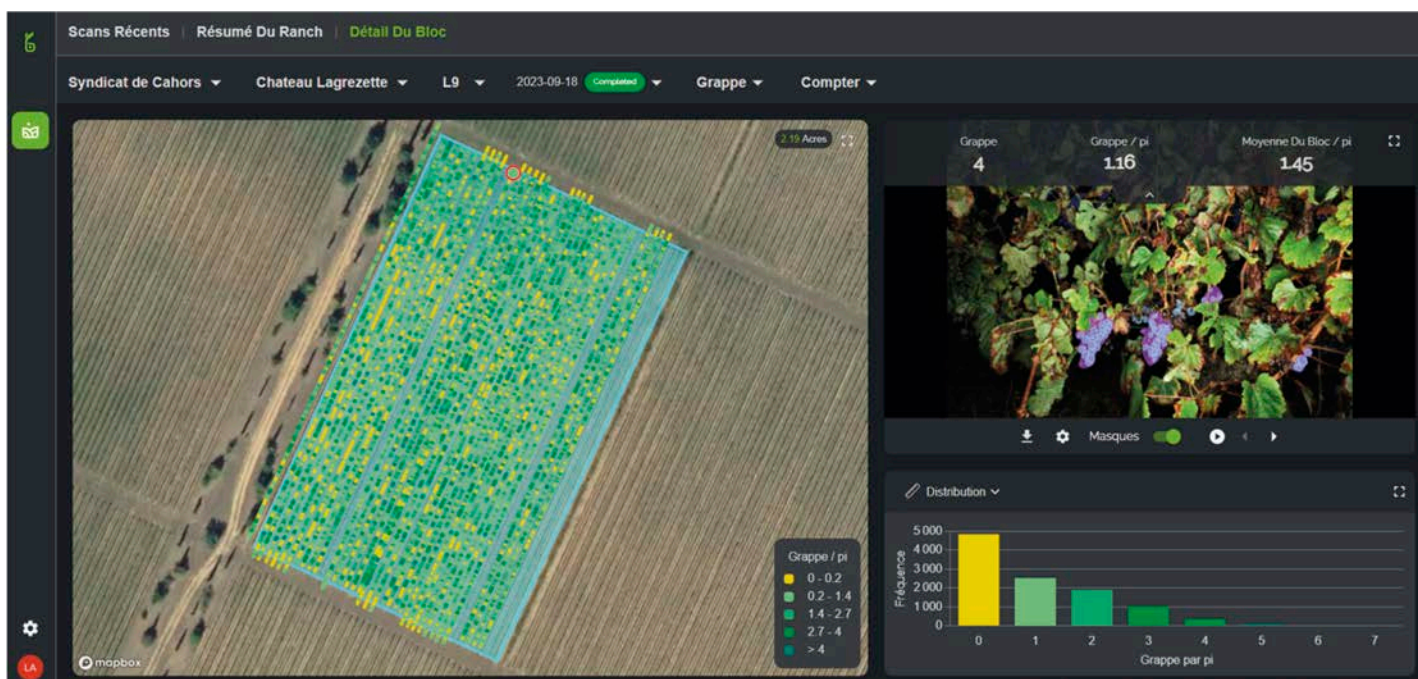
Thanks to our artificial intelligence, each image is analyzed, providing results that you can quickly interpret according to your needs.

Optimize your time and resources

Can be used day and night, saving time and resources.

Gain a global understanding of your vineyard

Navigate through the information captured on your plots, independently and according to your needs.



LEARN MORE ZOOM ON THE SENSOR


Equipped with robust equipment ensuring sub-millimeter accuracy, the sensor can be used reliably at speeds of up to 12 MPH, capturing photos at the optimum height for your vines.



“

Vivelys and Bloomfield have joined forces to develop the very first vineyard diagnostic sensor.

The diagnostic sensor offers new indicators, enabling customers to make the most relevant decisions possible, in order to secure the quality and quantity of their wine production.

”

vivelys

VIVELYS USA

149 Stony Circle Suite 210 - Santa Rosa - CA 95401

Tel: +1 (707) 546-2213 • usa@vivelys.com

www.vivelys.com